


SUPERCAR CHALLENGE SPA EURO RACE 2015 FREE PRACTICE 1

Analysis


Lap	Time	Sector 1	Sector 2	Sector 3	Kph	Elapsed	Lap	Time	Sector 1	Sector 2	Sector 3	Kph	Elapsed	
101 Rogier Grouwels / Kelvin Snoeks Team RaceArt Dodge Viper GT3-R							<div style="display: flex; justify-content: space-between;"> ■ Personal Best ■ Session Best ■ Crossing the finish line in pit lane </div>							
1	3:17.912	1:24.058	1:14.776	39.078	127.4	3:17.912	11	2:27.575	40.614	1:09.674	37.287	170.9	30:25.977	
2	2:28.174	41.552	1:08.283	38.339	170.2	5:46.086	12	2:44.762	B	43.489	1:13.599	47.674	153.0	33:10.739
3	2:36.895	B	43.266	1:07.981	45.648	160.7	8:22.981							
4	10:39.769	8:53.993	1:08.248	37.528	39.4	19:02.750								
5	2:30.734	46.345	1:07.511	36.878	167.3	21:33.484								
6	2:27.004	41.518	1:07.383	38.103	171.5	24:00.488								
7	2:22.905	40.463	1:05.942	36.500	176.4	26:23.393								
8	2:35.671	B	42.371	1:07.147	46.153	162.0	28:59.064							
9	5:22.517	3:21.968	1:18.801	41.748	78.2	34:21.581								
10	2:44.348	42.232	1:09.501	52.615	153.4	37:05.929								
11	2:27.530	42.052	1:07.859	37.619	170.9	39:33.459								
12	2:27.756	42.209	1:08.296	37.251	170.6	42:01.215								
13	2:26.968	40.826	1:07.995	38.147	171.6	44:28.183								
14	2:28.142	41.851	1:08.991	37.300	170.2	46:56.325								
15	2:28.333	40.662	1:09.316	38.355	170.0	49:24.658								
16	2:25.748	40.600	1:07.727	37.421	173.0	51:50.406								
110 Nicolas Vandierendonck / Jeffrey van Hooydonk Shipex SRT Racing Corvette														
1	3:07.714	1:14.146	1:13.770	39.798	134.3	3:07.714								
2	2:27.304	41.550	1:08.394	37.360	171.2	5:35.018								
3	2:49.597	B	45.439	1:13.480	50.678	148.7	8:24.615							
4	14:57.244	...	1:08.667	37.406	28.1	23:21.859								
5	2:29.091	41.444	1:10.585	37.062	169.1	25:50.950								
6	2:34.264	B	41.595	1:07.841	44.828	163.4	28:25.214							
7	5:21.030	3:36.545	1:05.847	38.638	78.5	33:46.244								
8	2:30.009	B	40.773	1:06.887	42.349	168.1	36:16.253							
111 Henk Thuis Radical Benelux Radical RXC														
1	3:38.683	1:37.195	1:20.471	41.017	115.3	3:38.683								
2	2:37.542	44.175	1:11.157	42.210	160.0	6:16.225								
3	2:29.742	43.928	1:07.777	38.037	168.4	8:45.967								
4	2:33.095	43.884	1:10.112	39.099	164.7	11:19.062								
5	2:43.411	B	43.381	1:10.033	49.997	154.3	14:02.473							
6	29:08.963	...	1:12.053	40.238	14.4	43:11.436								
7	2:33.223	43.245	1:11.559	38.419	164.6	45:44.659								
8	2:31.897	42.842	1:10.434	38.621	166.0	48:16.556								
9	2:32.538	42.819	1:10.968	38.751	165.3	50:49.094								
121 Nol Köhler / Carlo Kuijter Divitec Racing Solution F V8														
1	5:09.779	3:07.156	1:19.908	42.715	81.4	5:09.779								
2	2:38.842	45.089	1:13.484	40.269	158.7	7:48.621								
3	2:38.693	44.006	1:14.198	40.489	158.9	10:27.314								
4	2:55.377	B	44.526	1:14.600	56.251	143.8	13:22.691							
5	6:42.384	4:49.286	1:12.972	40.126	62.7	20:05.075								
6	2:37.900	46.508	1:11.565	39.827	159.7	22:42.975								
7	2:34.606	43.752	1:11.138	39.716	163.1	25:17.581								
8	2:34.326	43.804	1:11.098	39.424	163.4	27:51.907								
9	2:47.600	B	43.817	1:12.486	51.297	150.4	30:39.507							
10	6:04.756	4:01.343	1:22.421	40.992	69.1	36:44.263								
11	2:30.562	42.908	1:09.502	38.152	167.5	39:14.825								
12	2:32.022	42.454	1:10.152	39.416	165.9	41:46.847								
13	2:32.378	42.934	1:10.255	39.189	165.5	44:19.225								
14	2:31.372	42.870	1:09.505	38.997	166.6	46:50.597								
15	2:33.753	42.252	1:12.064	39.437	164.0	49:24.350								
16	2:30.089	42.940	1:08.896	38.253	168.0	51:54.439								
106 Max Koeblt / Pol Stoffel DayVtec Volvo S60 V8														
1	2:54.859	47.196	1:23.936	43.727	144.2	2:54.859								
2	2:49.963	46.959	1:20.199	42.805	148.4	5:44.822								
3	2:55.367	B	44.531	1:21.186	49.650	143.8	8:40.189							
4	15:28.541	B	...	1:19.326	51.949	27.2	24:08.730							
5	10:19.867	B	8:11.412	1:18.791	49.664	40.7	34:28.597							
6	13:00.363	...	1:17.748	43.148	32.3	47:28.960								
7	2:44.284	44.083	1:17.739	42.462	153.5	50:13.244								
108 Martin Lanting Martino Rosso Racing Ferrari 458 GT2														
1	2:27.252	34.318	1:13.757	39.177	171.2	2:27.252								
2	2:29.534	41.418	1:09.805	38.311	168.6	4:56.786								
3	2:28.521	42.314	1:08.079	38.128	169.8	7:25.307								
4	2:33.838	44.202	1:10.857	38.779	163.9	9:59.145								
5	2:29.278	41.078	1:10.605	37.595	168.9	12:28.423								
6	2:35.590	B	41.141	1:09.302	45.147	162.1	15:04.013							
7	5:30.481	3:37.392	1:14.060	39.029	76.3	20:34.494								
8	2:28.748	41.607	1:09.642	37.499	169.5	23:03.242								
9	2:29.979	40.723	1:11.841	37.415	168.1	25:33.221								
10	2:25.181	40.858	1:07.467	36.856	173.7	27:58.402								
131 Jan Storm / Niels Bouwhuis Storm-Tag Point Motorsport BMW Z4 GT3														
1	5:46.773	3:42.910	1:20.523	43.340	72.7	5:46.773								
2	2:30.981	43.705	1:09.163	38.113	167.0	8:17.754								
3	2:30.615	42.808	1:09.678	38.129	167.4	10:48.369								
4	2:26.648	41.495	1:06.858	38.295	171.9	13:15.017								
5	2:48.097	B	44.131	1:11.219	52.747	150.0	16:03.114							
6	5:16.976	3:27.776	1:11.070	38.130	79.5	21:20.090								
7	2:33.985	41.420	1:15.012	37.553	163.7	23:54.075								
8	2:22.739	41.082	1:05.417	36.240	176.6	26:16.814								
9	2:37.027	B	40.802	1:05.409	50.816	160.6	28:53.841							



SUPERCAR CHALLENGE SPA EURO RACE 2015 FREE PRACTICE 1

Analysis

							■ Personal Best ■ Session Best ■ B Crossing the finish line in pit lane						
Lap	Time	Sector 1	Sector 2	Sector 3	Kph	Elapsed	Lap	Time	Sector 1	Sector 2	Sector 3	Kph	Elapsed
158 Patrick Van Glabeke / Ferrari 458 GT3													
Curbstone Events													
10	6:35.910	4:52.855	1:06.416	36.639	63.7	35:29.751	3	2:38.556	44.986	1:13.492	40.078	159.0	8:54.432
11	2:39.013 B	40.772	1:07.931	50.310	158.6	38:08.764	4	2:36.969	43.561	1:13.752	39.656	160.6	11:31.401
12	4:44.328	2:53.402	1:11.691	39.235	88.7	42:53.092	5	2:52.418 B	44.625	1:13.567	54.226	146.2	14:23.819
13	2:36.508	43.215	1:12.860	40.433	161.1	45:29.600	6	4:08.764	2:16.927	1:12.341	39.496	101.4	18:32.583
14	2:34.252	42.840	1:11.131	40.281	163.5	48:03.852	7	3:56.040 B	1:10.256	1:34.560	1:11.224	106.8	22:28.623
15	2:51.746 B	44.405	1:14.295	53.046	146.8	50:55.598	8	11:44.180 B	8:35.698	1:44.133	1:24.349	35.8	34:12.803
							9	13:50.692	...	1:17.515	40.702	30.4	48:03.495
							10	2:38.266	43.831	1:14.610	39.825	159.3	50:41.761
190 Jurgen Smet / Jaime Font Casas Renault RS01													
Monlau Competicion													
1	3:33.138	1:25.438	1:24.272	43.428	118.3	3:33.138	1	2:25.739	37.378	1:10.217	38.144	173.0	2:25.739
2	2:33.394	43.176	1:11.349	38.869	164.4	6:06.532	2	2:22.471	40.781	1:04.887	36.803	177.0	4:48.210
3	2:32.320	43.071	1:10.586	38.663	165.5	8:38.852	3	2:40.359 B	41.170	1:08.561	50.628	157.2	7:28.569
4	2:33.350	43.479	1:11.293	38.578	164.4	11:12.202	4	5:42.827	3:47.369	1:13.040	42.418	73.5	13:11.396
5	2:32.756	43.238	1:11.381	38.137	165.1	13:44.958	5	2:39.928	44.425	1:14.208	41.295	157.7	15:51.324
6	3:03.888 B	50.809	1:16.905	56.174	137.1	16:48.846	6	2:37.585	44.797	1:12.521	40.267	160.0	18:28.909
7	4:37.264	2:46.124	1:11.070	40.070	90.9	21:26.110	7	2:46.966	52.934	1:13.786	40.246	151.0	21:15.875
8	2:34.164	42.957	1:09.339	41.868	163.6	24:00.274	8	2:43.409	43.829	1:17.510	42.070	154.3	23:59.284
9	2:29.246	42.932	1:08.868	37.446	168.9	26:29.520	9	2:34.898	44.013	1:10.942	39.943	162.8	26:34.182
10	2:31.409	44.270	1:08.921	38.218	166.5	29:00.929	10	2:33.773	43.061	1:11.396	39.316	164.0	29:07.955
11	2:30.183	42.538	1:09.957	37.688	167.9	31:31.112	11	2:57.419 B	44.924	1:14.026	58.469	142.1	32:05.374
12	2:29.555	41.745	1:08.231	39.579	168.6	34:00.667	12	5:48.536	3:45.563	1:20.197	42.776	72.3	37:53.910
13	2:29.918	41.696	1:10.525	37.697	168.2	36:30.585	13	2:40.562	46.454	1:13.245	40.863	157.0	40:34.472
14	2:28.364	42.039	1:08.752	37.573	169.9	38:58.949	14	2:36.479	44.082	1:12.235	40.162	161.1	43:10.951
15	2:30.697	42.339	1:10.713	37.645	167.3	41:29.646	15	2:33.128	43.088	1:10.911	39.129	164.7	45:44.079
16	2:51.422 B	42.149	1:16.863	52.410	147.1	44:21.068	16	2:31.857	42.451	1:10.759	38.647	166.0	48:15.936
							17	2:29.653	42.196	1:09.106	38.351	168.5	50:45.589
173 Berry van Elk Mosler MT900R													
BlueBerry Racing													
1	3:26.868	1:17.037	1:23.895	45.936	121.9	3:26.868	1	3:03.506 B	45.310	1:24.905	53.291	137.4	3:03.506
2	3:12.968 B	53.318	1:18.133	1:01.517	130.7	6:39.836	2	3:35.043	1:36.241	1:16.934	41.868	117.3	6:38.549
3	14:48.316	...	1:18.490	44.342	28.4	21:28.152	3	2:42.872	44.999	1:16.616	41.257	154.8	9:21.421
4	2:39.335	47.115	1:12.703	39.517	158.2	24:07.487	4	2:40.188	44.242	1:15.036	40.910	157.4	12:01.609
5	2:32.142	42.422	1:10.383	39.337	165.7	26:39.629	5	2:37.729	43.656	1:13.720	40.353	159.9	14:39.338
174 Javier Morcillo / Manuel Cintrano Mosler MT900R													
Neil Garner Motorsport													
1	4:18.581 B	2:01.231	1:23.357	53.993	97.5	4:18.581	6	2:48.111 B	43.545	1:14.274	50.292	150.0	17:27.449
2	4:15.044	2:26.774	1:09.875	38.395	98.9	8:33.625	7	5:31.540	3:32.838	1:17.286	41.416	76.1	22:58.989
3	2:30.075	42.740	1:10.208	37.127	168.0	11:03.700	8	2:40.010	44.339	1:15.669	40.002	157.6	25:38.999
4	2:29.635	42.807	1:07.441	39.387	168.5	13:33.335	9	2:37.936	43.693	1:14.019	40.224	159.6	28:16.935
5	2:41.038 B	41.945	1:10.247	48.846	156.6	16:14.373	10	2:41.998	43.498	1:16.571	41.929	155.6	30:58.933
6	6:44.006	4:44.683	1:17.311	42.012	62.4	22:58.379	11	2:49.011	43.881	1:13.412	51.718	149.2	33:47.944
7	2:39.004	44.173	1:14.963	39.868	158.6	25:37.383	12	2:40.845	46.690	1:14.267	39.888	156.8	36:28.789
8	2:38.362	44.209	1:14.416	39.737	159.2	28:15.745	13	2:37.627	43.642	1:13.688	40.297	160.0	39:06.416
9	2:38.392	43.495	1:14.968	39.929	159.2	30:54.137	14	2:38.827	43.424	1:13.130	42.273	158.8	41:45.243
10	3:03.794 B	45.331	1:14.618	1:03.845	137.2	33:57.931	15	2:40.782	43.985	1:15.340	41.457	156.8	44:26.025
11	7:53.028	5:56.287	1:14.800	41.941	53.3	41:50.959	16	2:43.403	44.382	1:16.950	42.071	154.3	47:09.428
12	2:36.806	43.622	1:13.713	39.471	160.8	44:27.765	17	2:40.055	44.321	1:14.560	41.174	157.5	49:49.483
13	2:38.477	44.213	1:14.378	39.886	159.1	47:06.242	18	2:41.765	44.361	1:15.651	41.753	155.9	52:31.248
14	2:36.499	43.503	1:13.797	39.199	161.1	49:42.741							
15	2:37.355	43.582	1:12.251	41.522	160.2	52:20.096							
178 Louis-Philippe Soenen Ferrari 458 GT3													
Martino Rosso Racing													
1	3:35.024	1:26.762	1:23.873	44.389	117.3	3:35.024	1	3:00.145				140.0	3:00.145
2	2:40.852	44.373	1:14.150	42.329	156.8	6:15.876	2	2:45.207				152.6	5:45.352
							3	2:43.781				154.0	8:29.133
							4	2:36.704				160.9	11:05.837
302 Marcel van Berlo Porsche 997 GT3													
Van Berlo Racing													
1	3:03.506 B	45.310	1:24.905	53.291	137.4	3:03.506	1	3:00.145				140.0	3:00.145
2	3:35.043	1:36.241	1:16.934	41.868	117.3	6:38.549	2	2:45.207				152.6	5:45.352
3	2:42.872	44.999	1:16.616	41.257	154.8	9:21.421	3	2:43.781				154.0	8:29.133
4	2:40.188	44.242	1:15.036	40.910	157.4	12:01.609	4	2:36.704				160.9	11:05.837
5	2:37.729	43.656	1:13.720	40.353	159.9	14:39.338							
6	2:48.111 B	43.545	1:14.274	50.292	150.0	17:27.449							
7	5:31.540	3:32.838	1:17.286	41.416	76.1	22:58.989							
8	2:40.010	44.339	1:15.669	40.002	157.6	25:38.999							
9	2:37.936	43.693	1:14.019	40.224	159.6	28:16.935							
10	2:41.998	43.498	1:16.571	41.929	155.6	30:58.933							
11	2:49.011	43.881	1:13.412	51.718	149.2	33:47.944							
12	2:40.845	46.690	1:14.267	39.888	156.8	36:28.789							
13	2:37.627	43.642	1:13.688	40.297	160.0	39:06.416							
14	2:38.827	43.424	1:13.130	42.273	158.8	41:45.243							
15	2:40.782	43.985	1:15.340	41.457	156.8	44:26.025							
16	2:43.403	44.382	1:16.950	42.071	154.3	47:09.428							
17	2:40.055	44.321	1:14.560	41.174	157.5	49:49.483							
18	2:41.765	44.361	1:15.651	41.753	155.9	52:31.248							
305 Milan Dontje / Ferdinand Kool Corvette GT4													
DayVtec													
1	3:00.145					3:00.145	1	3:00.145				140.0	3:00.145
2	2:45.207					5:45.352	2	2:45.207				152.6	5:45.352
3	2:43.781					8:29.133	3	2:43.781				154.0	8:29.133
4	2:36.704					11:05.837	4	2:36.704				160.9	11:05.837



SUPERCAR CHALLENGE SPA EURO RACE 2015 FREE PRACTICE 1

Analysis

■ Personal Best ■ Session Best B Crossing the finish line in pit lane

Lap	Time	Sector 1	Sector 2	Sector 3	Kph	Elapsed	Lap	Time	Sector 1	Sector 2	Sector 3	Kph	Elapsed
5	10:44.905				39.1	21:50.742	1	3:40.598				114.3	3:40.598
6	2:36.989				160.6	24:27.731	2	2:45.044				152.8	6:25.642
7	14:53.232				28.2	39:20.963	3	2:40.716				156.9	9:06.358
8	2:59.819				140.2	42:20.782	4	2:41.744				155.9	11:48.102
							5	2:38.720				158.9	14:26.822

309 Dirk Schulz													
Topper Team		Porsche 997 GT3											
1	5:03.642B	2:16.570	1:34.244	1:12.828	83.0	5:03.642							
2	5:19.713	3:10.731	1:24.949	44.033	78.9	10:23.355							
3	2:55.380	48.548	1:19.371	47.461	143.8	13:18.735							
4	2:49.565	47.248	1:18.296	44.021	148.7	16:08.300							
5	3:01.506B	49.808	1:19.099	52.599	138.9	19:09.806							
6	19:36.379B	...	1:40.952	1:05.368	21.4	38:46.185							
7	3:56.390	1:47.661	1:24.744	43.985	106.7	42:42.575							
8	2:52.079	48.936	1:19.786	43.357	146.5	45:34.654							
9	2:48.707	47.011	1:18.625	43.071	149.5	48:23.361							
10	2:48.137	46.726	1:18.383	43.028	150.0	51:11.498							

315 Miguel Vandereyt													
Vandereyt Racing		Porsche 997 GT3											
1	4:22.949	2:06.530	1:28.533	47.886	95.9	4:22.949							
2	2:49.891	49.521	1:19.135	41.235	148.4	7:12.840							
3	2:42.638	46.207	1:14.380	42.051	155.0	9:55.478							
4	2:40.867	44.656	1:15.313	40.898	156.7	12:36.345							
5	2:49.890B	45.318	1:13.954	50.618	148.4	15:26.235							
6	5:11.691	3:18.017	1:13.947	39.727	80.9	20:37.926							
7	2:38.367	44.278	1:12.915	41.174	159.2	23:16.293							
8	2:39.155	44.341	1:14.328	40.486	158.4	25:55.448							
9	2:35.945	43.852	1:12.512	39.581	161.7	28:31.393							
10	2:36.252	43.757	1:12.627	39.868	161.4	31:07.645							
11	2:51.973B	45.276	1:14.344	52.353	146.6	33:59.618							
12	4:48.736	2:56.046	1:12.164	40.526	87.3	38:48.354							
13	2:37.584	46.948	1:11.161	39.475	160.0	41:25.938							
14	2:37.255	43.836	1:13.328	40.091	160.3	44:03.193							
15	2:37.952	44.044	1:14.098	39.810	159.6	46:41.145							
16	2:38.341	43.771	1:14.031	40.539	159.2	49:19.486							
17	2:40.747	44.271	1:14.644	41.832	156.9	52:00.233							

323 Bob Herber													
Rapide Racing		Mercedes C63											
1	3:27.345	1:22.824	1:21.904	42.617	121.6	3:27.345							
2	2:49.761B	44.607	1:13.764	51.390	148.5	6:17.106							
3	4:07.619	2:13.063	1:13.187	41.369	101.8	10:24.725							
4	2:40.333	45.083	1:14.325	40.925	157.3	13:05.058							
5	2:37.208	44.308	1:12.132	40.768	160.4	15:42.266							
6	2:47.240B	44.676	1:13.455	49.109	150.8	18:29.506							
7	7:52.214	5:58.163	1:13.550	40.501	53.4	26:21.720							
8	2:37.555	44.197	1:12.950	40.408	160.0	28:59.275							
9	2:38.363	44.134	1:13.775	40.454	159.2	31:37.638							
10	2:55.535B	44.294	1:17.308	53.933	143.6	34:33.173							
11	10:51.847	8:58.308	1:13.027	40.512	38.7	45:25.020							
12	2:37.295	44.189	1:12.862	40.244	160.3	48:02.315							
13	2:38.710	44.079	1:14.484	40.147	158.9	50:41.025							


324 Roelant de Waard													
Radical Benelux		Radical RXC Turbo											
1	3:40.598												
2	2:45.044												
3	2:40.716												
4	2:41.744												
5	2:38.720												

334 Simon Atkinson													
Backdraft Motorsport		Lamborghini Gallardo											
1	17:09.045	...	1:24.005	46.798	24.5	17:09.045							
2	2:57.766B	47.415	1:14.017	56.334	141.8	20:06.811							
3	6:38.244	4:43.096	1:13.704	41.444	63.3	26:45.055							
4	2:38.489	45.618	1:12.309	40.562	159.1	29:23.544							
5	2:57.798B	45.076	1:12.213	1:00.509	141.8	32:21.342							
6	7:43.842	5:50.577	1:12.665	40.600	54.4	40:05.184							
7	2:37.856	45.292	1:12.000	40.564	159.7	42:43.040							
8	2:36.888	45.244	1:11.139	40.505	160.7	45:19.928							
9	2:55.111B	44.824	1:10.869	59.418	144.0	48:15.039							

350 Ian Donaldson / Mark Donaldson													
Intersport Racing		Porsche 997 GT3											
1	4:23.562	2:12.565	1:24.593	46.404	95.7	4:23.562							
2	3:04.717B	49.352	1:20.267	55.098	136.5	7:28.279							
3	5:07.416	3:09.325	1:17.203	40.888	82.0	12:35.695							
4	2:39.477	44.949	1:13.774	40.754	158.1	15:15.172							
5	2:39.306	44.824	1:13.985	40.497	158.3	17:54.478							
6	3:04.854B	49.911	1:19.008	55.935	136.4	20:59.332							
7	4:58.838	2:57.189	1:19.360	42.289	84.4	25:58.170							
8	2:40.017	45.034	1:14.373	40.610	157.6	28:38.187							
9	2:39.625	44.921	1:14.006	40.698	158.0	31:17.812							
10	2:40.513	44.950	1:13.745	41.818	157.1	33:58.325							
11	2:40.231	44.503	1:14.966	40.762	157.4	36:38.556							
12	2:54.050B	44.404	1:14.664	54.982	144.9	39:32.606							

351 Adam Hayes / Fiona James													
Intersport Racing		Lamborghini Super Trofeo											
1	9:55.354	7:44.703	1:25.000	45.651	42.4	9:55.354							
2	2:52.800	50.020	1:19.308	43.472	145.9	12:48.154							
3	2:43.002	45.790	1:15.531	41.681	154.7	15:31.156							
4	2:53.644B	46.359	1:15.749	51.536	145.2	18:24.800							
5	8:01.926	5:58.399	1:18.757	44.770	52.3	26:26.726							
6	3:07.207B	47.785	1:22.450	56.972	134.7	29:33.933							
7	8:16.516	6:08.984	1:23.210	44.322	50.8	37:50.449							
8	2:55.316	46.967	1:23.131	45.218	143.8	40:45.765							
9	2:51.604	46.994	1:19.722	44.888	146.9	43:37.369							
10	3:12.413B	49.377	1:18.309	1:04.727	131.0	46:49.782							

369 Aart Bosman													
ABW Racing		Porsche 997 GT3											
1	4:27.950	2:15.507	1:27.645	44.798	94.1	4:27.950							
2	2:50.440	47.613	1:20.239	42.588	147.9	7:18.390							
3	2:42.861	45.136	1:15.299	42.426	154.8	10:01.251							
4	2:41.282	44.626	1:16.461	40.195	156.3	12:42.533							
5	2:38.257	44.136	1:13.424	40.697	159.3	15:20.790							
6	2:36.894	44.577	1:12.560	39.757	160.7	17:57.684							
7	2:42.445	46.993	1:15.267	40.185	155.2	20:40.129							
8	2:37.656	44.777	1:12.955	39.924	159.9	23:17.785							



SUPERCAR CHALLENGE SPA EURO RACE 2015 FREE PRACTICE 1

Analysis

■ Personal Best ■ Session Best B Crossing the finish line in pit lane

Lap	Time	Sector 1	Sector 2	Sector 3	Kph	Elapsed	Lap	Time	Sector 1	Sector 2	Sector 3	Kph	Elapsed
9	2:39.050	44.402	1:14.088	40.560	158.5	25:56.835	14	2:42.029	45.034	1:15.435	41.560	155.6	45:29.950
10	2:49.780 B	44.487	1:13.363	51.930	148.5	28:46.615	15	2:41.021	44.569	1:15.367	41.085	156.6	48:10.971
11	4:54.635	2:51.144	1:13.582	49.909	85.6	33:41.250	16	2:56.322 B	44.609	1:16.690	55.023	143.0	51:07.293
12	2:39.324	45.452	1:13.861	40.011	158.3	36:20.574							
13	2:37.342	44.340	1:13.066	39.936	160.3	38:57.916							
14	2:36.756	44.238	1:12.857	39.661	160.8	41:34.672							
15	2:38.628	44.648	1:12.507	41.473	159.0	44:13.300							
16	2:38.052	44.042	1:12.468	41.542	159.5	46:51.352							
17	2:40.142	44.292	1:13.946	41.904	157.4	49:31.494							
18	2:50.204 B	44.611	1:14.011	51.582	148.1	52:21.698							

375 Ward Sluys / Frédérique Jonckheere

JR Motorsport BMW M4 Silhouette

1	3:37.607	1:28.736	1:23.416	45.455	115.9	3:37.607
2	2:43.894	47.473	1:15.328	41.093	153.8	6:21.501
3	2:39.832	46.066	1:12.831	40.935	157.8	9:01.333
4	3:15.585 B	46.571	1:21.978	1:07.036	128.9	12:16.918
5	11:43.375 B	9:28.358	1:20.021	54.996	35.8	24:00.293
6	8:17.786	6:17.159	1:18.137	42.490	50.7	32:18.079
7	2:42.177	46.298	1:14.283	41.596	155.5	35:00.256
8	2:57.471 B	45.974	1:15.765	55.732	142.1	37:57.727

390 Jake Camilleri

MARC Cars Australia Mazda V8

1	3:35.671	1:27.431	1:23.876	44.364	116.9	3:35.671
2	2:41.323	45.046	1:14.269	42.008	156.3	6:16.994
3	2:38.025	45.135	1:12.823	40.067	159.6	8:55.019
4	2:37.135	43.964	1:13.097	40.074	160.5	11:32.154
5	2:42.407	44.519	1:13.282	44.606	155.3	14:14.561
6	2:35.366	43.792	1:11.941	39.633	162.3	16:49.927
7	2:34.610	43.379	1:11.368	39.863	163.1	19:24.537
8	2:55.990 B	45.230	1:14.418	56.342	143.3	22:20.527
9	7:55.111	6:01.482	1:13.693	39.936	53.1	30:15.638
10	2:46.682 B	43.877	1:12.291	50.514	151.3	33:02.320
11	3:55.060	2:02.806	1:12.209	40.045	107.3	36:57.380
12	2:35.151	43.013	1:12.520	39.618	162.5	39:32.531
13	2:38.522	47.007	1:11.578	39.937	159.1	42:11.053
14	2:36.497	42.995	1:12.769	40.733	161.1	44:47.550
15	2:39.966	43.167	1:15.440	41.359	157.6	47:27.516
16	2:35.523	43.280	1:12.285	39.958	162.1	50:03.039

391 Keith Kassulke

MARC Cars Australia Ford Focus 5lt V8

1	3:29.326	1:21.135	1:23.188	45.003	120.5	3:29.326
2	2:46.421	46.991	1:16.837	42.593	151.5	6:15.747
3	2:45.548	47.518	1:16.135	41.895	152.3	9:01.295
4	2:48.140	47.069	1:18.663	42.408	150.0	11:49.435
5	2:42.028	45.381	1:15.708	40.939	155.6	14:31.463
6	2:43.148	45.470	1:15.695	41.983	154.5	17:14.611
7	2:56.333 B	45.260	1:16.187	54.886	143.0	20:10.944
8	8:51.232	6:51.394	1:17.817	42.021	47.5	29:02.176
9	2:42.338	44.955	1:16.236	41.147	155.3	31:44.514
10	2:42.595	45.251	1:15.803	41.541	155.1	34:27.109
11	2:42.346	44.658	1:15.779	41.909	155.3	37:09.455
12	2:57.664	53.032	1:23.245	41.387	141.9	40:07.119
13	2:40.802	45.232	1:14.801	40.769	156.8	42:47.921

399 Patrick Lamster / Kris Cools

Euroseal / EMG Motorsport Porsche 997 GT3

1	4:24.131	2:07.475	1:28.791	47.865	95.5	4:24.131
2	2:53.343	49.616	1:21.624	42.103	145.5	7:17.474
3	2:53.107 B	45.640	1:15.357	52.110	145.7	10:10.581
4	7:08.530	5:15.931	1:12.813	39.786	58.8	17:19.111
5	2:35.713	44.090	1:11.807	39.816	161.9	19:54.824
6	3:04.506 B	44.980	1:20.646	58.880	136.7	22:59.330
7	8:30.487 B	6:28.280	1:14.315	47.892	49.4	31:29.817
8	10:48.221	8:53.103	1:14.613	40.505	38.9	42:18.038
9	2:34.354	43.861	1:11.251	39.242	163.4	44:52.392
10	2:36.943	44.683	1:11.920	40.340	160.7	47:29.335
11	2:42.523 B	44.054	1:12.120	46.349	155.1	50:11.858

402 Koen Bogaerts / Pieter van Soelen

European Staffing by JR Motorsport BMW M3 E90 WTCC

1	3:56.630	1:45.364	1:26.544	44.722	106.6	3:56.630
2	3:03.364 B	50.357	1:18.215	54.792	137.5	6:59.994
3	6:11.659	4:10.783	1:16.731	44.145	67.8	13:11.653
4	2:42.961	46.569	1:14.060	42.332	154.7	15:54.614
5	2:41.773	46.326	1:13.943	41.504	155.9	18:36.387
6	2:52.536	56.158	1:14.571	41.807	146.1	21:28.923
7	2:45.321	47.522	1:16.183	41.616	152.5	24:14.244
8	2:38.860	45.676	1:12.426	40.758	158.7	26:53.104
9	2:49.757 B	45.411	1:13.653	50.693	148.5	29:42.861
10	4:46.070	2:49.388	1:15.043	41.639	88.1	34:28.931
11	2:46.984 B	45.215	1:13.165	48.604	151.0	37:15.915
12	3:26.558	1:32.656	1:12.501	41.401	122.1	40:42.473
13	2:37.911	45.344	1:11.940	40.627	159.7	43:20.384
14	2:38.980	44.738	1:13.312	40.930	158.6	45:59.364
15	2:37.360	44.988	1:11.761	40.611	160.2	48:36.724
16	2:37.972	44.674	1:12.668	40.630	159.6	51:14.696

403 Dennis de Groot / Marth de Graaf


JR Motorsport BMW 132 GTR

1	4:27.581 B	1:58.276	1:29.956	59.349	94.2	4:27.581
2	12:05.835 B	9:38.847	1:23.327	1:03.661	34.7	16:33.416
3	15:49.833	...	1:22.093	45.139	26.5	32:23.249
4	2:47.353	47.657	1:16.662	43.034	150.7	35:10.602
5	3:00.654 B	48.124	1:16.041	56.489	139.6	38:11.256
6	9:05.846 B	6:55.818	1:15.535	54.493	46.2	47:17.102

408 Ted van Vliet

JR Motorsport BMW M3 E92

1	4:26.794	2:14.845	1:26.683	45.266	94.5	4:26.794
2	2:57.466	49.309	1:22.965	45.192	142.1	7:24.260
3	2:53.025	51.162	1:18.513	43.350	145.7	10:17.285
4	3:07.507 B	48.239	1:19.471	59.797	134.5	13:24.792
5	10:52.008	8:51.646	1:17.157	43.205	38.7	24:16.800
6	2:46.901	47.758	1:16.138	43.005	151.1	27:03.701
7	2:46.612	47.887	1:16.054	42.671	151.3	29:50.313
8	2:46.839	48.796	1:15.379	42.664	151.1	32:37.152



SUPERCAR CHALLENGE SPA EURO RACE 2015 FREE PRACTICE 1

Analysis

Lap	Time	Sector 1	Sector 2	Sector 3	Kph	Elapsed	Lap	Time	Sector 1	Sector 2	Sector 3	Kph	Elapsed
9	2:45.590	47.617	1:15.518	42.455	152.3	35:22.742	11	2:42.290	46.381	1:14.605	41.304	155.4	38:07.138
10	2:55.877 B	47.283	1:16.972	51.622	143.4	38:18.619	12	2:40.122	46.148	1:12.652	41.322	157.5	40:47.260
11	6:15.013	4:12.876	1:18.667	43.470	67.2	44:33.632	13	2:41.672	46.831	1:13.739	41.102	156.0	43:28.932
12	2:48.051	47.790	1:16.889	43.372	150.0	47:21.683	14	2:56.181 B	46.246	1:13.757	56.178	143.1	46:25.113
13	3:29.502 B	53.039	1:29.066	1:07.397	120.4	50:51.185	15	5:27.996	3:32.954	1:13.164	41.878	76.9	51:53.109

Personal Best Session Best B Crossing the finish line in pit lane

409 Xavier Mezquita / Reinier Weishaupt

DVB Racing KTM X-BOW

1	4:48.805	2:20.759	1:38.559	49.487	87.3	4:48.805
2	2:55.130	51.264	1:20.038	43.828	144.0	7:43.935
3	2:52.126	48.201	1:20.240	43.685	146.5	10:36.061
4	2:52.683	47.913	1:20.320	44.450	146.0	13:28.744
5	3:00.273 B	47.711	1:18.834	53.728	139.9	16:29.017
6	6:25.521	4:23.106	1:18.401	44.014	65.4	22:54.538
7	2:49.883	47.265	1:19.269	43.349	148.4	25:44.421
8	2:59.957 B	47.412	1:19.038	53.507	140.1	28:44.378
9	5:01.748	2:55.459	1:15.168	51.121	83.6	33:46.126
10	2:45.293	49.290	1:14.090	41.913	152.5	36:31.419
11	2:42.002	46.848	1:13.403	41.751	155.6	39:13.421
12	2:42.425	47.486	1:13.245	41.694	155.2	41:55.846
13	2:40.810	46.888	1:12.675	41.247	156.8	44:36.656
14	2:43.805	46.940	1:14.752	42.113	153.9	47:20.461
15	2:42.200	47.310	1:12.529	42.361	155.5	50:02.661

421 Steve Van Bellingen / J.K. Norris

Compaxracing BMW WTCC

1	4:11.856				100.1	4:11.856
2	5:28.594				76.7	9:40.450
3	9:27.917				44.4	19:08.367
4	2:48.185				149.9	21:56.552
5	2:41.604				156.0	24:38.156
6	8:09.896				51.5	32:48.052
7	8:06.135				51.9	40:54.187
8	2:53.247				145.5	43:47.434
9	2:47.567				150.5	46:35.001
10	3:22.404 B				124.6	49:57.405

412 Eric van den Munckhof

Munckhof Racing / Vd Pas Racing BMW Z4

1	3:09.948	58.333	1:25.645	45.970	132.7	3:09.948
2	2:46.235	48.124	1:15.741	42.370	151.7	5:56.183
3	2:44.218	47.023	1:14.148	43.047	153.5	8:40.401
4	2:43.451	46.842	1:15.067	41.542	154.3	11:23.852
5	2:41.762	46.215	1:13.058	42.489	155.9	14:05.614
6	2:39.796	46.258	1:12.239	41.299	157.8	16:45.410
7	2:41.575	46.256	1:12.598	42.721	156.1	19:26.985
8	2:55.447 B	46.518	1:13.588	55.341	143.7	22:22.432
9	7:15.826	5:10.687	1:20.595	44.544	57.9	29:38.258
10	2:47.849	49.203	1:16.253	42.393	150.2	32:26.107
11	2:43.483	46.778	1:15.033	41.672	154.2	35:09.590
12	2:43.039	46.025	1:14.533	42.481	154.7	37:52.629
13	2:44.055	46.869	1:15.140	42.046	153.7	40:36.684
14	2:41.443	46.417	1:13.506	41.520	156.2	43:18.127
15	2:41.600	46.397	1:13.586	41.617	156.0	45:59.727
16	2:40.518	45.948	1:13.154	41.416	157.1	48:40.245
17	2:54.790 B	46.127	1:15.118	53.545	144.3	51:35.035

422 Dennis Houweling / Priscilla Speelman

Ferry Monster Autosport Seat Sport Leon Cup Racer

1	4:17.064	1:54.274	1:33.314	49.476	98.1	4:17.064
2	3:06.486	53.901	1:23.964	48.621	135.2	7:23.550
3	3:03.545	51.559	1:24.339	47.647	137.4	10:27.095
4	2:53.765	49.566	1:19.906	44.293	145.1	13:20.860
5	2:54.278	48.849	1:20.352	45.077	144.7	16:15.138
6	2:53.626	50.120	1:19.339	44.167	145.2	19:08.764
7	2:53.543	52.881	1:16.316	44.346	145.3	22:02.307
8	2:47.648	48.747	1:16.170	42.731	150.4	24:49.955
9	2:57.221 B	48.306	1:15.115	53.800	142.3	27:47.176
10	6:07.463	4:06.697	1:16.895	43.871	68.6	33:54.639
11	2:48.958	47.887	1:17.329	43.742	149.2	36:43.597
12	2:47.125	47.929	1:15.776	43.420	150.9	39:30.722
13	2:47.938	49.378	1:15.027	43.533	150.1	42:18.660
14	2:45.039	48.051	1:14.540	42.448	152.8	45:03.699
15	4:42.065 B	47.468	2:53.989	1:00.608	89.4	49:45.764

420 Dennis de Borst / Martin de Kleijn

FEBO Racing Team / FMA Seat Sport Leon Cup Racer

1	3:43.317	1:34.454	1:25.511	43.352	112.9	3:43.317
2	2:45.240	48.770	1:13.887	42.583	152.6	6:28.557
3	2:43.071	47.167	1:13.249	42.655	154.6	9:11.628
4	2:41.694	47.865	1:12.244	41.585	155.9	11:53.322
5	2:41.915	46.732	1:12.568	42.615	155.7	14:35.237
6	2:54.712 B	46.896	1:13.117	54.699	144.3	17:29.949
7	9:52.197	7:56.164	1:13.931	42.102	42.6	27:22.146
8	2:41.122	47.168	1:12.592	41.362	156.5	30:03.268
9	2:41.684	47.430	1:12.390	41.864	155.9	32:44.952
10	2:39.896	46.474	1:12.186	41.236	157.7	35:24.848

432 Richard Neary / Martin Short


Rollcentre Racing BMW M3 V8

1	3:08.406	1:01.983	1:22.404	44.019	133.8	3:08.406
2	2:43.518	46.441	1:16.594	40.483	154.2	5:51.924
3	2:42.346	44.707	1:14.286	43.353	155.3	8:34.270
4	2:46.302	47.643	1:16.069	42.590	151.6	11:20.572
5	3:06.829 B	47.253	1:22.897	56.679	135.0	14:27.401
6	7:40.730 B	5:32.415	1:17.340	50.975	54.7	22:08.131
7	5:29.482 B	3:15.878	1:14.944	58.660	76.5	27:37.613

438 Rick Renmans

JR Motorsport BMW E46

1	3:49.882	1:39.526	1:24.828	45.528	109.7	3:49.882
2	3:08.398	48.971	1:18.529	1:00.898	133.8	6:58.280
3	2:48.294	48.668	1:17.011	42.615	149.8	9:46.574
4	2:48.464	49.556	1:16.453	42.455	149.7	12:35.038
5	2:57.833 B	48.166	1:16.537	53.130	141.8	15:32.871
6	5:47.317	3:45.595	1:18.310	43.412	72.6	21:20.188
7	2:45.981	47.121	1:16.292	42.568	151.9	24:06.169



SUPERCAR CHALLENGE SPA EURO RACE 2015 FREE PRACTICE 1

Analysis

Lap	Time	Sector 1	Sector 2	Sector 3	Kph	Elapsed	Lap	Time	Sector 1	Sector 2	Sector 3	Kph	Elapsed
8	2:44.723	46.925	1:15.621	42.177	153.1	26:50.892	12	5:28.673	3:32.688	1:15.404	40.581	76.7	43:01.784
9	2:46.030	46.517	1:16.592	42.921	151.9	29:36.922	13	2:49.772 B	44.973	1:14.048	50.751	148.5	45:51.556
10	2:46.910	46.430	1:15.627	44.853	151.1	32:23.832	14	4:40.062	2:45.371	1:13.601	41.090	90.0	50:31.618
11	2:44.625	46.820	1:15.671	42.134	153.2	35:08.457							
12	2:44.431	46.347	1:15.032	43.052	153.3	37:52.888							
13	2:47.849	48.860	1:16.810	42.179	150.2	40:40.737							
14	2:47.297	47.108	1:17.734	42.455	150.7	43:28.034							
15	2:46.809	46.125	1:16.249	44.435	151.2	46:14.843							
16	2:43.253	46.376	1:15.138	41.739	154.4	48:58.096							
17	2:42.434	46.161	1:14.448	41.825	155.2	51:40.530							

Personal Best Session Best B Crossing the finish line in pit lane

444 Ronald van Loon

BlueBerry Racing BMW E46 M3

1	4:12.316 B	1:43.499	1:31.603	57.214	99.9	4:12.316
2	7:17.050	5:10.517	1:22.829	43.704	57.7	11:29.366
3	2:49.151	48.656	1:16.859	43.636	149.1	14:18.517
4	2:47.861	47.123	1:16.821	43.917	150.2	17:06.378
5	2:45.594	47.232	1:15.363	42.999	152.3	19:51.972
6	2:57.483 B	48.539	1:16.728	52.216	142.1	22:49.455
7	9:52.200	7:50.445	1:16.081	45.674	42.6	32:41.655
8	2:45.658	47.542	1:16.005	42.111	152.2	35:27.313
9	2:45.298	47.565	1:15.290	42.443	152.5	38:12.611
10	2:45.181	47.567	1:14.966	42.648	152.6	40:57.792
11	2:49.025	49.638	1:15.981	43.406	149.2	43:46.817
12	2:45.696	47.214	1:15.559	42.923	152.2	46:32.513
13	2:45.122	47.312	1:15.482	42.328	152.7	49:17.635
14	3:11.059 B	49.474	1:24.726	56.859	132.0	52:28.694

445 Robert van de Berg / Sandra van der Sloot

Harders Plaza Racing BMW 132i

1	4:22.466	2:05.234	1:29.456	47.776	96.1	4:22.466
2	3:00.719	49.425	1:24.476	46.818	139.5	7:23.185
3	2:47.961	47.951	1:16.603	43.407	150.1	10:11.146
4	2:44.443	47.124	1:15.079	42.240	153.3	12:55.589
5	2:54.898 B	47.283	1:15.498	52.117	144.2	15:50.487
6	8:48.643 B	6:36.006	1:20.094	52.543	47.7	24:39.130
7	7:15.119	5:00.374	1:25.445	49.300	57.9	31:54.249
8	2:53.448	49.308	1:19.645	44.495	145.4	34:47.697
9	2:46.457	47.942	1:15.550	42.965	151.5	37:34.154
10	2:45.247	46.909	1:15.080	43.258	152.6	40:19.401
11	2:44.803	47.349	1:15.252	42.202	153.0	43:04.204
12	2:58.477 B	48.123	1:17.191	53.163	141.3	46:02.681

446 Philippe Bonneel / Bas Schouten

EMG Motorsport BMW M3 E92

1	4:31.025	2:16.244	1:28.829	45.952	93.0	4:31.025
2	2:51.504	46.383	1:19.965	45.156	147.0	7:22.529
3	2:42.895	46.157	1:14.879	41.859	154.8	10:05.424
4	2:39.903	45.336	1:13.457	41.110	157.7	12:45.327
5	2:49.956 B	45.480	1:12.455	52.021	148.4	15:35.283
6	5:12.502	3:18.634	1:13.454	40.414	80.7	20:47.785
7	2:38.538	45.171	1:12.781	40.586	159.0	23:26.323
8	2:38.373	45.084	1:12.348	40.941	159.2	26:04.696
9	2:53.228 B	45.198	1:13.975	54.055	145.6	28:57.924
10	5:47.684	3:51.587	1:14.036	42.061	72.5	34:45.608
11	2:47.503 B	45.336	1:12.633	49.534	150.5	37:33.111

451 Leo Kurstjens / Wim Lemmers

AT Motorsport ATR3

1	4:09.739 B	1:33.134	1:30.315	1:06.290	101.0	4:09.739
2	3:59.093	1:32.882	1:41.102	45.109	105.5	8:08.832
3	2:51.782	49.161	1:18.994	43.627	146.8	11:00.614
4	2:54.372	50.401	1:19.557	44.414	144.6	13:54.986
5	3:39.657	48.101	2:06.497	45.059	114.8	17:34.643
6	2:49.756	47.883	1:18.153	43.720	148.5	20:24.399
7	3:02.588 B	49.221	1:18.152	55.215	138.1	23:26.987
8	7:13.082	5:04.399	1:24.161	44.522	58.2	30:40.069
9	2:49.102	48.621	1:17.546	42.935	149.1	33:29.171
10	2:47.898	48.325	1:16.573	43.000	150.2	36:17.069
11	2:49.090	48.456	1:16.502	44.132	149.1	39:06.159
12	2:54.848	51.689	1:17.946	45.213	144.2	42:01.007
13	2:50.160	49.668	1:17.312	43.180	148.2	44:51.167
14	2:46.883	48.516	1:15.655	42.712	151.1	47:38.050
15	2:52.224	50.750	1:16.424	45.050	146.4	50:30.274

453 Mike Moss

Moss Motorsport BMW E46 M3

1	4:21.351	1:59.223	1:33.055	49.073	96.5	4:21.351
2	3:04.193	52.741	1:25.925	45.527	136.9	7:25.544
3	2:59.970	50.935	1:23.831	45.204	140.1	10:25.514
4	3:17.348 B	49.570	1:26.400	1:01.378	127.8	13:42.862
5	6:37.251	4:34.193	1:19.137	43.921	63.5	20:20.113
6	2:50.036	48.262	1:18.686	43.088	148.3	23:10.149
7	2:53.310	51.093	1:17.822	44.395	145.5	26:03.459
8	3:15.184 B	50.909	1:24.422	59.853	129.2	29:18.643

459 Marcel van de Maat / Peter Schreurs


BS Racing Team BMW E46 GTR

1	4:48.863 B	2:06.352	1:38.026	1:04.485	87.3	4:48.863
2	4:26.521	2:19.889	1:21.550	45.082	94.6	9:15.384
3	2:55.398	49.128	1:19.737	46.533	143.8	12:10.782
4	3:01.333	51.338	1:23.782	46.213	139.0	15:12.115
5	2:51.156	48.753	1:19.126	43.277	147.3	18:03.271
6	3:10.687 B	51.981	1:20.662	58.044	132.2	21:13.958
7	7:42.738 B	5:10.784	1:29.103	1:02.851	54.5	28:56.696
8	14:58.834	...	1:20.600	45.800	28.1	43:55.530
9	2:50.097	48.100	1:18.559	43.438	148.2	46:45.627
10	2:57.961 B	48.462	1:16.463	53.036	141.7	49:43.588

471 Luuk van Loon / Jan van der Kooij

Van der Kooij Racing Lotus Exige

1	4:51.610	2:28.201	1:38.196	45.213	86.5	4:51.610
2	2:46.100	48.405	1:16.086	41.609	151.8	7:37.710
3	2:40.510	45.899	1:13.846	40.765	157.1	10:18.220
4	2:48.266 B	45.421	1:13.597	49.248	149.8	13:06.486
5	4:38.947	2:45.037	1:13.046	40.864	90.4	17:45.433
6	2:40.749	47.376	1:12.586	40.785	156.9	20:26.182
7	2:39.336	45.648	1:12.991	40.697	158.2	23:05.518
8	2:51.029 B	45.523	1:13.907	51.599	147.4	25:56.547



SUPERCAR CHALLENGE SPA EURO RACE 2015 FREE PRACTICE 1

Analysis

Lap	Time	Sector 1	Sector 2	Sector 3	Kph	Elapsed	Lap	Time	Sector 1	Sector 2	Sector 3	Kph	Elapsed
9	5:18.469	3:14.061	1:18.699	45.709	79.2	31:15.016	3	3:00.999	52.006	1:23.330	45.663	139.3	10:57.550
10	2:48.503	48.525	1:15.249	44.729	149.6	34:03.519	4	3:25.008 B	52.817	1:28.598	1:03.593	123.0	14:22.558
11	2:42.714	46.567	1:13.942	42.205	155.0	36:46.233	5	20:11.250	...	1:28.791	50.670	20.8	34:33.808
12	2:44.169	47.024	1:14.553	42.592	153.6	39:30.402	6	2:54.459	50.354	1:19.219	44.886	144.5	37:28.267
13	2:41.844	46.162	1:13.078	42.604	155.8	42:12.246	7	3:10.999	48.843	1:15.209	1:06.947	132.0	40:39.266
14	2:41.145	45.648	1:13.683	41.814	156.5	44:53.391	8	2:55.658	51.871	1:18.889	44.898	143.5	43:34.924
15	2:41.092	45.961	1:13.645	41.486	156.5	47:34.483	9	3:16.484 B	52.786	1:19.239	1:04.459	128.3	46:51.408
16	2:49.602 B	47.194	1:14.342	48.066	148.7	50:24.085							

Personal Best Session Best **B** Crossing the finish line in pit lane

504 Rob Nieman

Spirit Racing Renault Clio RS 2.0

1	4:10.634	1:49.723	1:30.801	50.110	100.6	4:10.634
2	2:59.511	53.898	1:19.294	46.319	140.5	7:10.145
3	2:59.750	53.350	1:20.021	46.379	140.3	10:09.895
4	2:56.290	51.697	1:18.588	46.005	143.0	13:06.185
5	2:55.385	51.969	1:18.409	45.007	143.8	16:01.570
6	2:56.015	53.081	1:17.607	45.327	143.2	18:57.585
7	3:05.058 B	53.690	1:17.539	53.829	136.2	22:02.643
8	8:46.459	6:39.998	1:19.981	46.480	47.9	30:49.102
9	2:59.105	52.350	1:17.067	49.688	140.8	33:48.207
10	2:57.616	51.133	1:19.649	46.834	142.0	36:45.823
11	2:53.261	51.609	1:16.857	44.795	145.5	39:39.084
12	2:56.946	53.157	1:18.479	45.310	142.5	42:36.030

507 TBA /

Spirit Racing Renault Clio RS 2.0

1	4:05.233	1:41.610	1:32.900	50.723	102.8	4:05.233
2	3:05.152	55.366	1:22.072	47.714	136.2	7:10.385
3	3:00.226	53.673	1:20.683	45.870	139.9	10:10.611
4	2:57.780	52.643	1:19.333	45.804	141.8	13:08.391
5	3:02.977	55.952	1:20.381	46.644	137.8	16:11.368
6	3:00.104	53.157	1:19.785	47.162	140.0	19:11.472
7	3:13.674 B	54.197	1:20.080	59.397	130.2	22:25.146
8	6:25.292	4:13.830	1:23.768	47.694	65.4	28:50.438
9	3:00.196	52.695	1:21.098	46.403	139.9	31:50.634
10	2:56.173	52.677	1:17.983	45.513	143.1	34:46.807
11	2:55.515	52.750	1:17.894	44.871	143.7	37:42.322
12	2:54.703	51.459	1:17.925	45.319	144.3	40:37.025
13	2:57.088	51.531	1:20.228	45.329	142.4	43:34.113
14	2:55.144	52.086	1:18.143	44.915	144.0	46:29.257
15	2:55.015	51.353	1:18.223	45.439	144.1	49:24.272
16	2:59.058	51.485	1:19.248	48.325	140.8	52:23.330

508 Marco Poland / Frank Bédorf

Spirit Racing Renault Clio Rs 2.0

1	4:12.644	1:52.145	1:30.397	50.102	99.8	4:12.644
2	2:59.975	53.980	1:19.221	46.774	140.1	7:12.619
3	2:58.558	53.129	1:19.254	46.175	141.2	10:11.177
4	2:57.947	52.469	1:19.607	45.871	141.7	13:09.124
5	2:58.101	52.936	1:19.055	46.110	141.6	16:07.225
6	3:28.895 B	56.028	1:33.841	59.026	120.7	19:36.120

510 John van der Voort / Benjamin van den Berg

Harders Plaza Racing BMW 130i

1	4:58.043	2:29.467	1:38.428	50.148	84.6	4:58.043
2	2:58.508	50.415	1:22.629	45.464	141.2	7:56.551

546 Wiebe Wytzes

EMG Motorsport Renault Clio 3

1	15:54.798	...	1:31.272	49.254	26.4	15:54.798
2	3:04.535	52.930	1:22.852	48.753	136.6	18:59.333
3	3:05.599 B	53.210	1:18.879	53.510	135.9	22:04.932
4	4:00.478	1:57.070	1:18.764	44.644	104.9	26:05.410
5	2:52.570	50.803	1:16.789	44.978	146.1	28:57.980
6	2:52.905	50.704	1:16.832	45.369	145.8	31:50.885
7	2:51.499	50.556	1:16.406	44.537	147.0	34:42.384
8	2:51.690	50.437	1:16.433	44.820	146.9	37:34.074
9	2:52.085	50.296	1:16.983	44.806	146.5	40:26.159
10	2:53.700	50.781	1:18.473	44.446	145.2	43:19.859
11	3:00.999 B	50.693	1:17.161	53.145	139.3	46:20.858

555 Carlijn Bergsma / Pieter de Jong

Van der Kooij Racing Lotus Exige

1	4:46.036	2:21.624	1:31.730	52.682	88.2	4:46.036
2	3:07.891	55.782	1:24.101	48.008	134.2	7:53.927
3	3:02.552	53.949	1:21.120	47.483	138.1	10:56.479
4	3:15.482 B	53.385	1:19.829	1:02.268	129.0	14:11.961
5	24:32.471	...	1:23.193	48.912	17.1	38:44.432
6	16:03.239	55.060	1:21.706	...	26.2	54:47.671